

NOTES:

1. INSTALLATION SHALL COMPLY WITH ALL APPLICABLE NATIONAL AND LOCAL ELECTRICAL REGULATIONS.
2. REFER TO PRODUCT DOCUMENTATION FOR ADDITIONAL DETAILS PRIOR TO INSTALLATION AND SITE PREPARATION WORK.

THIS DRAWING AND SPECIFICATIONS HEREIN ARE THE PROPERTY OF SCHNEIDER ELECTRIC AND SHALL NOT BE COPIED, REPRODUCED OR USED IN WHOLE OR IN PART, AS THE BASIS FOR THE MANUFACTURE OR SALE OF ITEMS WITHOUT WRITTEN PERMISSION FROM SCHNEIDER ELECTRIC. THIS DRAWING IS BASED UPON LATEST AVAILABLE INFORMATION AND IS SUBJECT TO CHANGE WITHOUT NOTICE.

**Schneider
Electric**

TITLE:
Easy UPS 3L IP31 Kit
400kVA, 400V, 3PH
ISOMETRIC VIEW

PROJECT: SUBMITTAL DRAWINGS SHEET 1 OF 3

DWG NO: E3LOPT004

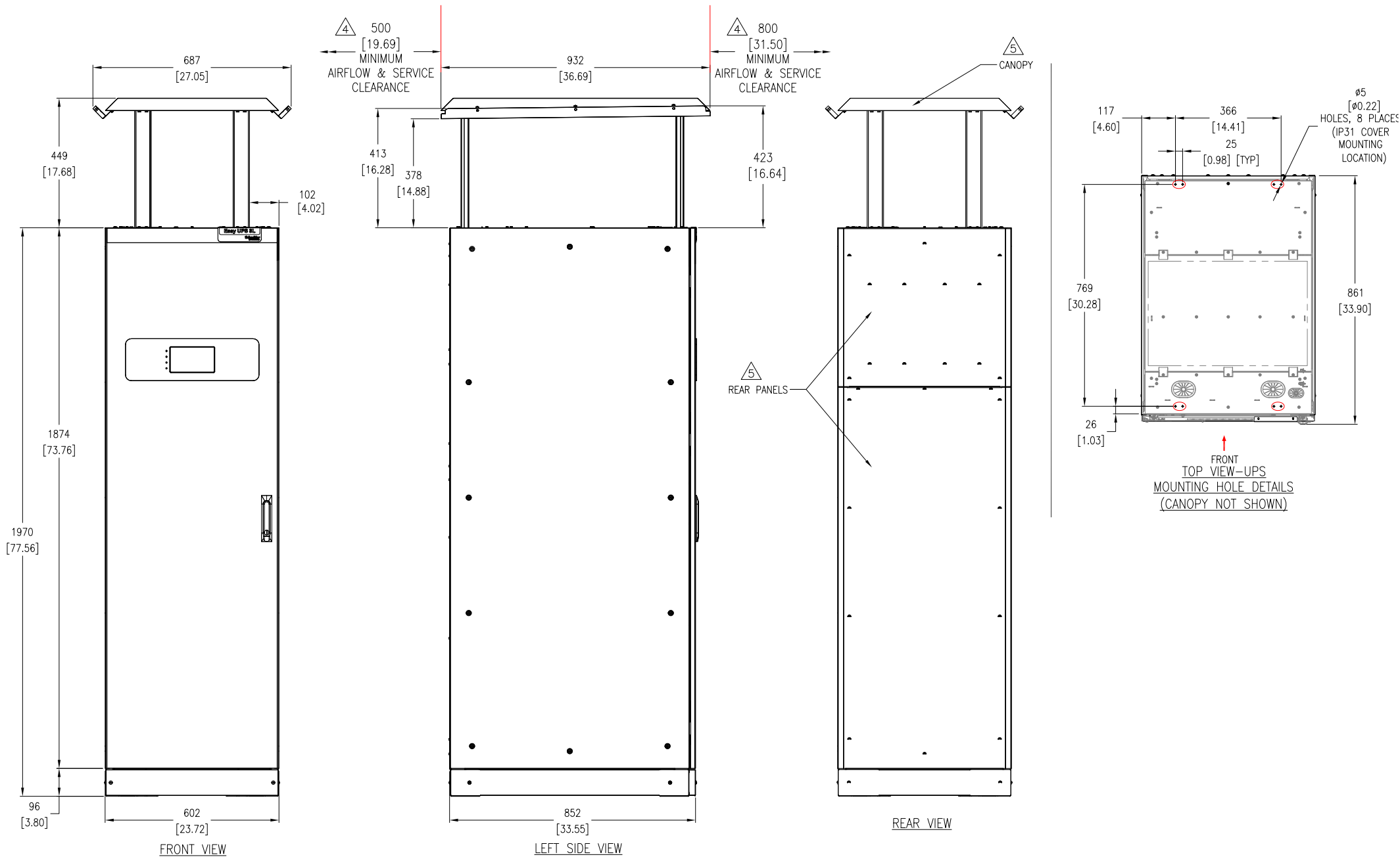
DRAWN: DIBYARANJAN 25-JUL-22

ENGINEER: Jin Ding 26-JUL-22

APPROVED: Sary Wang 26-JUL-22

REV. 0

FIRST
ANGLE
PROJECTION



NOTES:

- 1.INSTALLATION SHALL COMPLY WITH ALL APPLICABLE NATIONAL AND LOCAL ELECTRICAL REGULATIONS.
- 2.REFER TO PRODUCT DOCUMENTATION FOR ADDITIONAL DETAILS PRIOR TO INSTALLATION AND SITE PREPARATION WORK.
- 3.ALL DIMENSIONS ARE IN MILLIMETERS [INCHES] UNLESS OTHERWISE SPECIFIED.
- △4.FRONT AND REAR CLEARANCE ARE FOR AIRFLOW AND SERVICE ACCESS.CONSLUT WITH THE LOCAL SAFETY CODES AND STANDARDS FOR ANY ADDITIONAL REQUIREMENTS OF LOCAL AREA.
- △5.FOLLOW THE INSTRUCTIONS IN MANUAL FOR INSTALLATION OF IP31 KIT.
- 6.WEIGHT OF UPS REAR COVER:10kg [22 lb], TOP CANOPY:11kg [24.25 lb].
- 7.COLOR: RAL 9003.
- 8.PROTECTION CLASS: IP31.

THIS DRAWING AND SPECIFICATIONS HEREIN ARE THE PROPERTY OF SCHNEIDER ELECTRIC AND SHALL NOT BE COPIED, REPRODUCED OR USED IN WHOLE OR IN PART, AS THE BASIS FOR THE MANUFACTURE OR SALE OF ITEMS WITHOUT WRITTEN PERMISSION FROM SCHNEIDER ELECTRIC. THIS DRAWING IS BASED UPON LATEST AVAILABLE INFORMATION AND IS SUBJECT TO CHANGE WITHOUT NOTICE.

Schneider
Electric

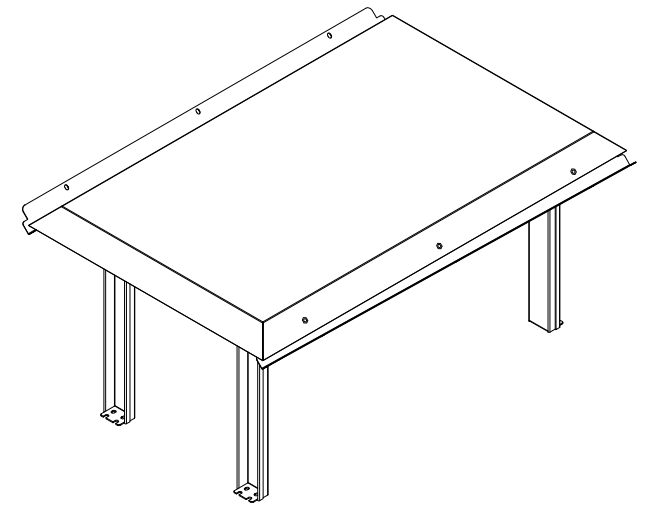
TITLE:
Easy UPS 3L IP31 Kit
400kVA, 400V, 3PH
GENERAL ARRANGEMENT

PROJECT: SUBMITTAL DRAWINGS SHEET 2 OF 3

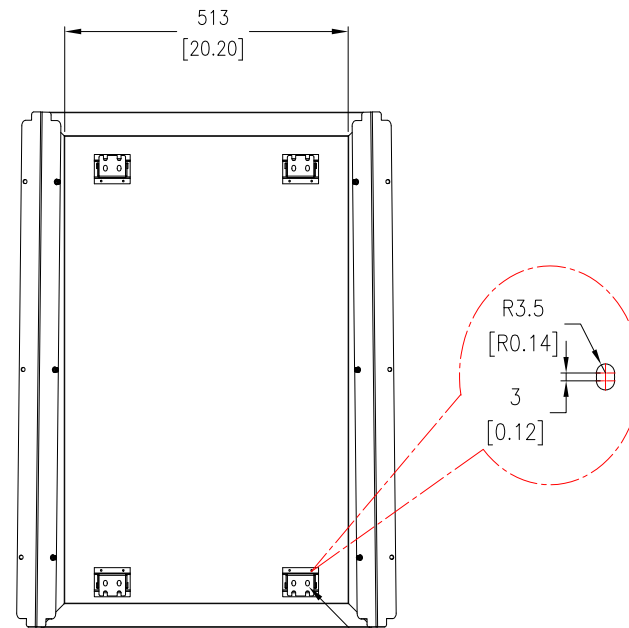
DWG NO: E3LOPT004

DRAWN: DIBYARANJAN	25-JUL-22	FIRST
ENGINEER: Jin Ding	26-JUL-22	ANGLE
APPROVED: Sary Wang	26-JUL-22	PROJECTION

REV. 0



LEFT SIDE VIEW

ISOMETRIC VIEW

BOTTOM VIEW

OBLONG HOLE
8 PLACES.
— (REFER TO
ENLARGED VIEW)

THIS DRAWING AND SPECIFICATIONS HEREIN ARE THE PROPERTY OF SCHNEIDER ELECTRIC AND SHALL NOT BE COPIED, REPRODUCED OR USED IN WHOLE OR IN PART, AS THE BASIS FOR THE MANUFACTURE OR SALE OF ITEMS WITHOUT WRITTEN PERMISSION FROM SCHNEIDER ELECTRIC. THIS DRAWING IS BASED UPON LATEST AVAILABLE INFORMATION AND IS SUBJECT TO CHANGE WITHOUT NOTICE.

Schneider
Electric

TITLE: Easy UPS 3L IP31 Kit
400kVA, 400V, 3PH
CANOPY- GENERAL ARRANGEMENT

DWG NO: E3LOPT004

DRAWN:	DIBYARANJAN	25-JUL-22
THAWANEE	10-01	22-JUL-22

	ENGINEER:	Jin Ding	26-JUL-22
3	APPROVED:	Sary Wang	26-JUL-22

REV. 0
FIRST
ANGLE
PROJECTION